


HOUSING & LIVING WELCOME HOME



We Welcome All



**OVER 1000+
1-4 BEDROOM
APARTMENTS
& STUDIOS TO
CHOOSE FROM**



*Bloomington's most Trusted
Local Landlord for over 30 Years*

Live, Virtual & Video Tours Available

Prefer to look for your next home from the comfort of your own living room?

Schedule a live video tour with our leasing team for a customized experience.

We also have Virtual 360° Tours and Video Tours for you to view online at your convenience.

We are Safely Open

- **Offices are Open by Appointment**
- **Walk-in's are Welcome**
- **Now offering Self-Guided Tours on-site** *(in select units)*

Call or Text: **812-333-2280** | Visit Us Online: **RENAISSANCERENTALS.COM**



AN INDIANA DAILY STUDENT SPECIAL PUBLICATION

EDITORS-IN-CHIEF

Caroline Anders
Emily Isaacman

CREATIVE DIRECTOR

Carson TerBush

MANAGING EDITORS

Colin Kulpa
Jenna Williams

MANAGING EDITOR OF DIGITAL

Vivek Rao

SPECIAL PUBLICATIONS EDITOR

Izzy Myszak

COPY CHIEFS

Shelby Anderson
Rachel Lipofsky

DESIGN EDITOR

Abby Carmichael

VISUALS EDITORS

Anna Brown
Mallorey Daunhauer
Joe Schroeder

ADVERTISING DIRECTOR

Greg Menkedick

CIRCULATION MANAGER

Matthew Brookshire

IU STUDENT MEDIA DIRECTOR

Jim Rodenbush

CONTACT US
idsnews.com

Newsroom 812-855-0760
Business office 812-855-0763
Fax 812-855-8009



TikTok room trends

page 19

Rules and how-tos for filing noise complaints

page 9



A three-step flavor voyage to a better peanut butter sandwich

page 13

A guide to getting rid of different stains

page 25



Best binge-worthy shows to watch with roommates

page 28

Which parking permit is right for me?

page 10

6 things we wish we knew

A few things always slip everyone's minds when moving. Here are some things the Indiana Daily Student editors and staffers wish we knew before moving into our first house or apartment.



"When I moved in, I was really intimidated by how empty it felt. It took a few days for it to start feeling like a home and not just a house."

Abby Carmichael
design editor



"I wish I started searching earlier. Also I love my apartment but I wish that I paid more attention to counter space because that is something i never thought about. Also, I would definitely pay more attention to service fees and what is included in rent"

Cate Charron
news editor



"Before moving into my first apartment I wish I would have known how much actually goes into it. I am an awful cook and was a little lost not just being able to go to the dining hall everyday. All of the little things I had put off learning hit all at once after my move in and I wish I would have better prepared myself the summer before."

Izzy Myszak
*general assignments and
special
publications editor*



"I wish I knew that utilities often don't come with the apartment, and that you are responsible for setting them up, along with Internet. The whole thing will end up costing more than what you originally factored with monthly rent. Make sure you give yourself wiggle room with your pricing!"

Katy Szpak
designer



"Take pictures/videos of everything wrong with your apartment, that way when you move out they can't make you pay extra for damages. Also, leave the apartment as clean as you found it."

Kyra Miller
*general assignments
editor*



"When I first moved in I needed coins for laundry and I did not like it."

Luke Christopher Norton
sports editor

Solving roommate conflicts

By Helen Rummel

hrummel@iu.edu | @HelenRummel

Getting into fights with the people you live with is inevitable. Whether that be your parents, siblings or friends, trying to resolve these issues can be frustrating and time-consuming. College roommates are no different. If you're struggling with the relationship between you and your roommates, here are some things you can try.

Find time to talk when you're together:

Communication is always essential, but not all forms should be treated equally. Shooting a quick text can sometimes help with conflict, but will rarely work for larger issues. Find a time where all of your roommates are available

so everyone can discuss. This allows everyone to give their own perspective and prevents misunderstandings.

Take a break:

If tempers are running too high, simply step back. Sometimes it can be easier to leave an issue for tomorrow when everyone has gotten more sleep and time to think. This normally helps if a fight has been going on for more than an hour.

Small acts of kindness:

Maybe you're at the grocery store and you spot one of your roommate's favorite flavors of ice cream, or you notice that they haven't had time to water their plants recently. Try to do small

things for your roommates even if it is just cleaning the table off at the end of the day. This can go a really long way in letting your roommates know that you're thinking of them and want the best for them. Many times, conflicts arise because one or multiple people are feeling neglected.

Spend time together:

Oftentimes, conflicts arise when you or one of your roommates is stressed. When life gets busy, it can be even more important to let the people you live with know that you still have time for them. Maybe plan a small dinner and take time to cook with them, even if it is just Kraft Mac and Cheese.

Practicing Patience:

This step is probably the

most difficult to act on. Everyone gets frustrated from time to time. Before you approach the issue, be mindful to consider how much it truly changes. Is this something you will care about tomorrow? If not, it may be better to let it go for now.

Set boundaries:

When consistent problems continue to pop up, it might be time to agree on some basic guidelines. Some people may prefer to write out weekly expectations for each roommate. This may sound a little silly, but if you find yourself fighting about cleanliness and household responsibilities this can help everyone take responsibility for an equal number of tasks around the house, dorm room or apartment.

the QUARTERS

Now Leasing! **STUDIO, 1, 2, 3, 4 BEDROOM FURNISHED APARTMENTS**

THEQUARTERSBLOOMINGTON.COM

Keeping utilities in check

Words by Kevin Chrisco | kmchrisc@iu.edu
Graphic by Abby Carmichael | ajcarmic@iu.edu

Off-campus living requires more responsibility. Gone are the days of visiting the Campus store and grabbing a quick meal at a dining hall. You'll have to grocery shop and cook. There are actual bathrooms you must clean to maintain your health.

Keep track of deadlines

If you don't have access to automatic payment, it's important to keep track of deadlines. You need to make sure that you know when certain bills are due, you won't miss a payment or not have enough money in your account to cover the cost.

Use autopay

Autopay is when you provide your banking information to your leasing office or utility company and they withdraw directly

And, most importantly, there are utility bills to pay every month.

Staying on top of utilities is important, as failure to pay by the due date can lead to steep late fees. Here are a few tips to make sure you stay on top of your bills:

from your account. This process is a life-saver. It removes the stress of remembering specific dates and continually filling out payment forms, making it the most convenient way to pay bills. Both Duke Energy and the City of Bloomington Utilities Service have an automatic draft feature.

Divide responsibilities

With utilities, bills have to be in a person's name. The best practice is to divide the major branches between roommates. Electricity, water and Wi-Fi are the universal services in Bloomington. Depending on the amount of people living in each apartment or house, each person can tackle one of the services. This allows everyone to focus on a specific area and not become overwhelmed dealing with each different service.

Hit the app store

Talking about money is uncomfortable. Continuously hounding roommates over bills can be awkward too. Using apps like Venmo and PayPal can allow you to easily divvy up costs at the end of each month when bills hit.

Utilities tracker

Electricity

Company: _____

Who pays this bill: _____

Cost per month: _____

When the bill is due: _____

Water

Company: _____

Who pays this bill: _____

Cost per month: _____

When the bill is due: _____

Wi-Fi

Company: _____

Who pays this bill: _____

Cost per month: _____

When the bill is due: _____

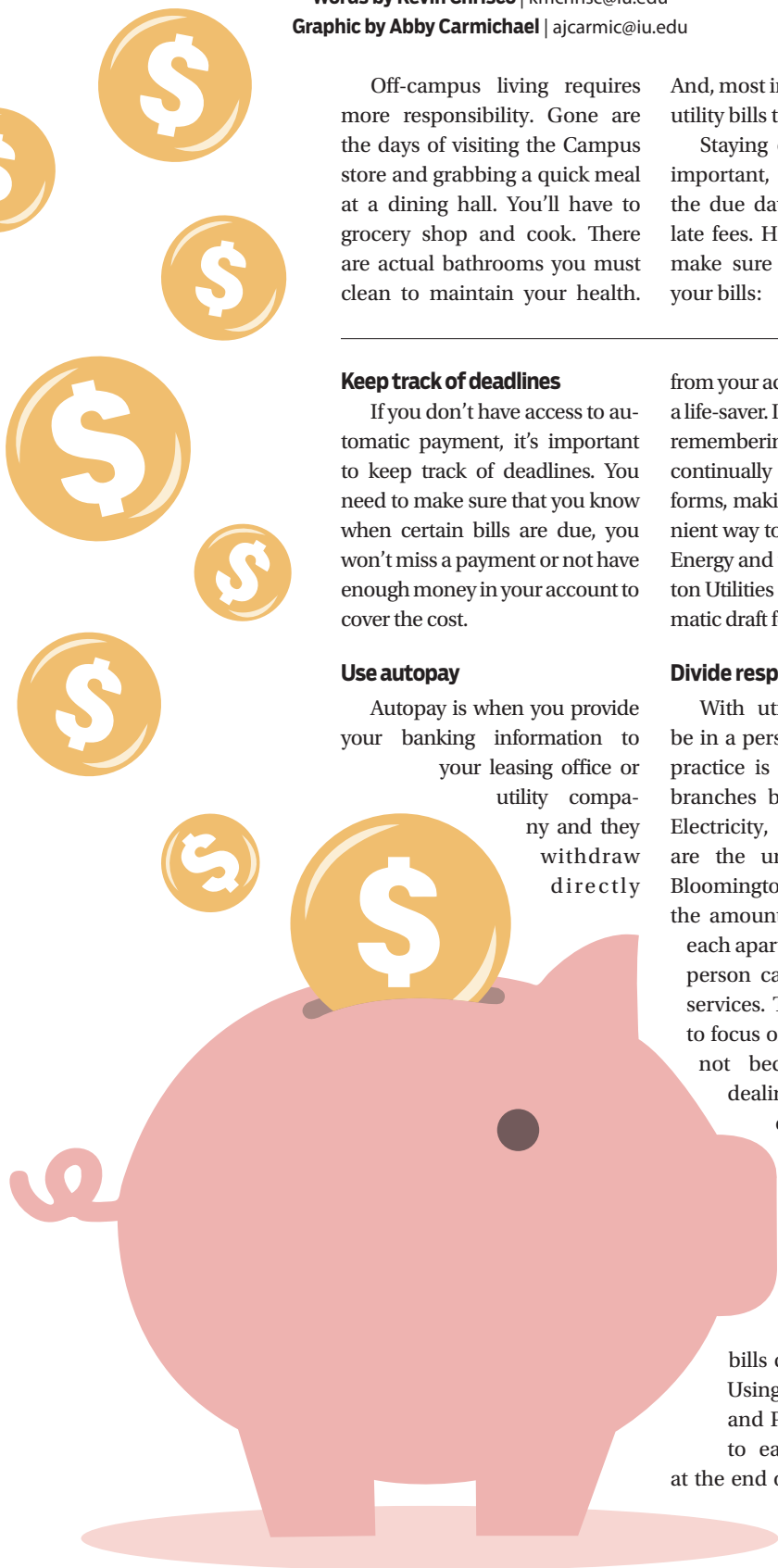
Other

Company: _____

Who pays this bill: _____

Cost per month: _____

When the bill is due: _____



Lease safely during COVID-19

By Cameron Garber
garberc@iu.edu | @garber_cameron

Searching for housing is always stressful, but especially this year during the COVID-19 pandemic. In a time when money is tight, subletting or subleasing can be a great way to afford rent.

According to Investopedia, subleasing is when a tenant rents out their apartment to a third party. A sublease is subject to stipulations from the original lease and some leases explicitly forbid subletting. In most cases, the original property owner has to be notified of subleasing beforehand and must approve of the subtenant.

Subleasing can be a good option for those who are planning

on being away from their apartment during a portion of their lease, because the subtenant can cover a portion of your rent until they return. It's also a good idea for someone who wants to pay less rent and doesn't mind an extra roommate.

To avoid spreading the coronavirus to a roommate, the Centers for Disease Control and Prevention recommends staying in one's personal bedroom for at least 10 days. Potential subtenants might consider quarantining and getting tested before moving in. In apartments with multiple bathrooms, designating one specific bathroom for someone under quarantine is also recommended by the CDC.

Individuals planning to live in a sublet apartment should ask the tenants to get tested before moving in. While living in the apartment, wearing a mask and maintaining a social distance of 6 feet are effective ways to mitigate the spread of the coronavirus, according to the CDC.

Some apartments are furnished before anyone moves in. The coronavirus can last on surfaces anywhere from a few hours on surfaces such as aluminum to several days on glass, according to John's Hopkins Medicine. Make sure to disinfect any surfaces in the apartment before touching your mouth or face.

Before moving into an apart-

ment, it is important to inspect it for mold, damages and other irregularities that might interfere with the security deposit. According to Indiana Legal Services, a security deposit is a one-time payment, typically worth one month of rent, that is returned to the tenants at the end of their lease if they kept their apartment in good condition.

For those planning to sublet an apartment, knowing your rights will allow you to be more cognizant of your safety. IU Student Legal Services offers free legal advice to students who have questions about off-campus leases and can help students schedule appointments with attorneys.

OLYMPUS PROPERTIES

WE'RE WHERE YOU WANT TO LIVE!

STUDIOS - 6 BEDROOMS
\$315 - \$1520 / BEDROOM

OLYMPUS PROPERTIES

OLYPROP.COM
812.334.8200

Packing checklist

By Abby Carmichael | ajcarmic@iu.edu

Bedding

- pillows and pillow cases
- duvet cover
- sheets
- throw blanket
- underbed storage
- mattress cover

Cleaning supplies

- laundry detergent
- stain remover
- dryer sheets
- paper towels
- disinfecting wipes
- trash bags
- vacuum
- broom

School items

- backpack
- tote bag
- notebook
- planner/bullet journal
- binder
- folder
- pens and pencils
- stapler
- index cards
- sticky notes
- highlighters
- scissors
- tape
- laptop/tablet
- charger
- flash drive
- headphones

COVID-19 safety and medical supplies

- masks
- hand sanitizer
- headache medicine
- cough drops
- band-aids
- first aid kit

Kitchen

- coffee mug
- plastic bags
- tupperware
- utensils
- bowls
- plates
- cups
- microwave
- blender
- toaster
- pots and pans

Bathroom

- shower caddy
- bath towels
- washcloths
- loofah
- shower cap and robe
- makeup
- hand soap
- toilet scrubber
- bathroom cleaner
- toilet paper
- shaving supplies

Room stuff

- desk lamp
- hangers
- laundry basket
- calendar
- makeup mirror
- fan
- removable wall hooks
- shoe organizer
- trash can
- cork board
- thumbtacks
- organization bins
- extension cords
- books
- full-length mirror
- room spray

Decor

- lights
- pictures
- posters
- plants
- rug
- tapestries

Misc.

- umbrella
- luggage/tote bag
- water bottle
- phone charger
- speaker
- sewing kit

Five amazing restaurants in Bloomington

By Aidan Kramer
aikramer@iu.edu | @aidan_kramer_

Everyone wants to support local businesses, especially when so many are struggling to make ends meet in the middle of the COVID-19 pandemic. It is easy to find great options here in Bloomington, whether you want a small snack or a big meal. Here are some of the best local restaurants you can support in Bloomington.

Village Deli

Village Deli is the perfect spot for a Sunday brunch, lunch with friends or even breakfast for dinner. They have the biggest and best pancakes, and even offer a gluten-free option. If pancakes aren't your thing, they also have french toast, waffles and omelettes. They offer an all day

breakfast so whether you want one of their signature sandwiches, a burger or breakfast they have you covered.

BuffaLouie's

BuffaLouie's is known for its amazing wings in particular, but they have so many amazing options. They have salads, burgers, sandwiches, wraps and even some great vegetarian options as well. This is the perfect spot to get takeout when you are watching IU basketball.

Siam House

Siam House has amazing Thai cuisine at affordable prices, especially if you are in the mood for something spicy. Their entrees are perfect to split or take home for leftovers to heat up the next day, and they have such a wide variety

of options it can be hard to choose just one dish. They have spice levels varying from mild all the way to Thai hot, so be careful choosing just how spicy you want your food to be. I always love to get their noodles or fried rice entrees, but they also have curry, noodle soup, salads and appetizers. If you just want something small, instead of a full meal they offer a few side options as well. If you want to try something new, and have a sweet tooth, you can also order one of their desserts or sweet beverages.

Da Vinci

Da Vinci has the best thin crust pizza you could ever want. They have amazing options for any friends with dietary restrictions and offer vegan pizzas and gluten-free cauliflower crust. Whether you build your own pizza or go

with some of their favorites and classics, not to mention a plethora of pasta dishes, you can't go wrong. They also have perfect appetizers and snacks if you just want a light meal.

Bapu Teahouse

Bapu Teahouse has amazing boba and a wide variety of options to choose from. This is the perfect place to grab drinks and snacks to go with some friends. They have coffee for the coffee lovers, but also fruity drinks that are amazing as well. They have milk teas and fruit teas with toppings such as boba, popping boba, grass jelly and mixed jelly pudding. If you are wanting something a little more filling, they also offer smoothies, or you can get cookies or muffins to go along with your coffee or tea.

LIVE THE PLATO LIFESTYLE



PLATO'S COURT AT



KNIGHTS LANDING

Amazing Amenities

1 & 3 Bedroom Apartments

Pet Friendly



THE PROPERTY

Ready to experience the Plato Lifestyle? Here at Plato's Court, we pride ourselves on offering the best college experience! With our lively student atmosphere and abundant amenities, It's a no-brainer why you should call Plato's Court your new home!



AMENITIES

- Indoor Basketball Court
- Club House
- Pool with Sundeck
- Dog Park
- Bike Rentals
- Outdoor Cross-fit Center
- Walking Distance to Stadium

Make the most of at-home workouts

Editor's note: Lizzie Kaboski is a group exercise leader for IU Recreational Sports.

By Lizzie Kaboski

lkaboski@iu.edu | @lizziebowbizzie

When the COVID-19 pandemic forced gyms to close in March 2020, yoga fiends and bodybuilders alike had to find new ways to stay active at home.

Home workouts have gained in popularity during the pandemic since some people may feel unsafe exercising around others.

While it may appear challenging to exercise at home without any equipment, there are plenty of ways to have a balanced workout without equipment.

Here are a few at-home workouts to try.

IU Recreational Sports

IU's group exercise leaders and personal trainers provide a wide variety of workout videos on their YouTube channel. Recreational Sports releases new videos every Monday.

The selection includes strength, cardio, yoga and dance fitness videos as well as nutrition tips. Students can choose videos ranging from 30 minutes to an hour. The "Mix & Match" option includes different shorter workout videos so students can create a diverse, individualized workout. The full-length videos work well for students who have more time to spend exercising and want to target all major muscle groups in their workouts while the shorter length videos work well for those who may not have as much time to exercise or don't want a full body workout.

The channel also includes videos with instructions on how to register for live group exercise



A student uses dumbbells to do a strength workout Feb. 6 in her apartment.

MALLOREY DAUNHAUER | IDS

sessions on Zoom. This semester, IU Recreational Sports offers 12 live sessions each week with a multitude of strength, cardio, yoga and dance fitness class formats.

The videos allow for modifications and progressions of the exercises based on ability levels and often do not require specific equipment. If a video deems equipment necessary, alternative household options are provided, such as using a milk or detergent jug as a set of dumbbells or books as a yoga block.

For muscular strength, check out barre fitness, strength core, core, pure strength and kettlebell strength. For cardiovascular exercise, cardio kickboxing, step and cycle are great options. For a combination of both, check out HIIT and total body conditioning. For flexibility, check out

PiYo, tai chi or mat pilates. Numerous yoga sessions are available, such as power vinyasa, slow flow, restorative and foundational. Cardio hip hop and Zumba are available for dance fitness.

Themed workouts on the channel can add enjoyment to a workout as well. Turn on some colorful lights for Glow Flow Yoga or sing along to your favorite Disney classics with Disney Barre.

ACE Exercise Database & Library

The American Council on Exercise, an accredited professional body for the certification of fitness professionals, has an exercise database on its website with a variety of exercises to choose from, such as movements for muscular strength, cardiovascular endurance and flexibility. The

database allows users to view exercises by body part, experience level or required equipment.

Each exercise is broken down into steps so it is simple to follow. It also includes form and alignment tips to keep the body safe from injury and maximize the effectiveness of the movement.

YouTube channels

Plenty of YouTube channels offer a wide variety of exercise videos. Students can explore strength, cardio, yoga and dance formats ranging from beginner to advanced. For yoga, check out more than 500 options on Yoga with Adriene, improve form with how-to videos or try strength and cardio workouts from Nike's YouTube channel or dance to your favorite music while breaking a sweat with the Studio by Jamie Kinkeade.

What you need to know about Bloomington's noise ordinance

PHOTO BY SAM HOUSE | IDS
A student screams in their bedroom.

By Hunter Haines
huhaines@iu.edu | @hhaines17

The Bloomington Municipal Code has specific rules regarding noise that apply to anyone within city limits. According to the code, unreasonable noise consists of many things, but usually consists of high volumes which disrupt the comfort of your neighbors.

Violations occur when devices or instruments produce loud sounds continuously or intermittently for a period of at least 15 minutes, according to the Bloomington Municipal Code.

Many rules apply to vehicles, construction sites, loud speakers and radios, but Bloomington Police Department Capt. Ryan Pedigo said he wants students to be safe when a complaint is responded to.

BPD prioritizes more serious emergency calls over noise complaints, Pedigo said. Officers are sent to noise complaints as they become available.

"We try to make contact with the person responsible for the property and let them know we have received a complaint," Pedigo said.

From here, officers will decide if there is a violation of the Municipal Code when responding to a noise complaint.

Pedigo also emphasized the importance of safety during noise complaint responses.

"Don't have people jumping

out windows and taking off running," he said.

Officers want to have someone responsible for the property come to the door and handle the situation, Pedigo said.

"We're there for a noise violation, and we certainly don't want to see people getting hurt," he said.

If you suspect someone to be in violation of the noise ordinance, you can call the BPD non-emergency number at (812) 339-4477 to voice your complaint. People calling should be ready to provide information such as the address of the violator in question or a description of the property, Pedigo said.

Although you can anonymously call in a noise complaint, Pedigo prefers citizens leave their name and telephone number in case an officer needs to call back for more information.

"We don't go up to a house and say your neighbor up the street is the one who called us," Pedigo said.

While an individual's first violation results in an official warning, failure to comply results in financial penalties and citations, according to city code.

A second offense will result in a \$50 penalty, and a third offense will be an additional \$100 fine. Any offense after this during a 12-month period will result in an additional \$500 pen-

alty, according to the ordinance.

If the noise fails to cease, occupants of the property may be subject to arrest, according to the City of Bloomington website.

Noise violation citations don't go on your criminal record, Pedigo said. If you get a fine, the city website recommends that you pay it or apply for an appeal within seven days to avoid further legal action.



M THE MONROE

Come check out our remodeled units with all new Flooring, Cabinets, Lighting, and Appliances.

SIGN TODAY- Limited amount available. Application Fee, Administrative Fee, & Deposit **WAIVED**

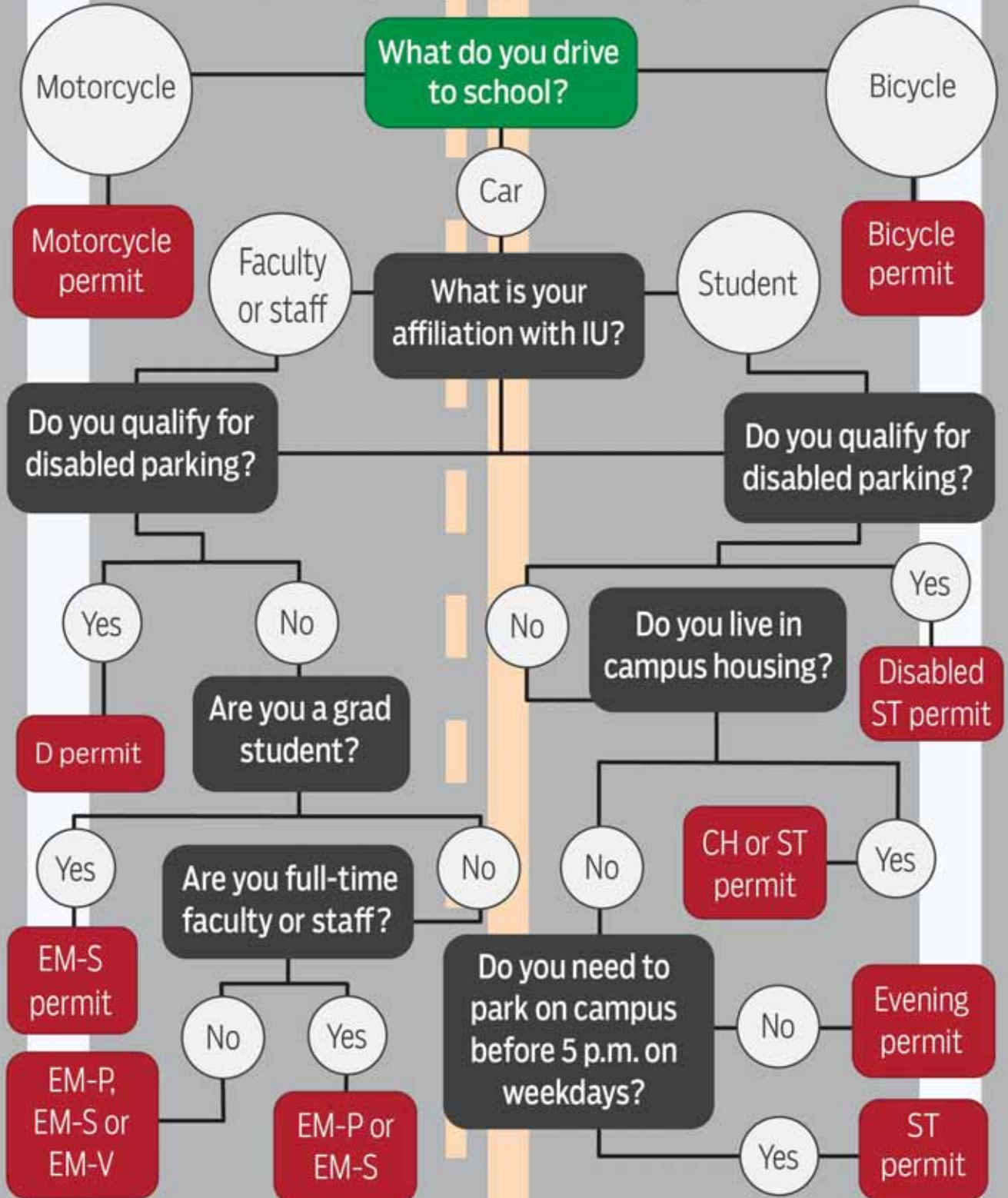
- Ice machine, microwave, and cable with HBO package in every unit
- Full-size washer and dryer included
- All utilities included (electricity up to a monthly allowance)
- 24-hour upgraded fitness center with strength equipment, cardio machines, & free weights
- Full-size tennis courts
- Pet-friendly community

Text
"MONROE"
to 47464 for
further details

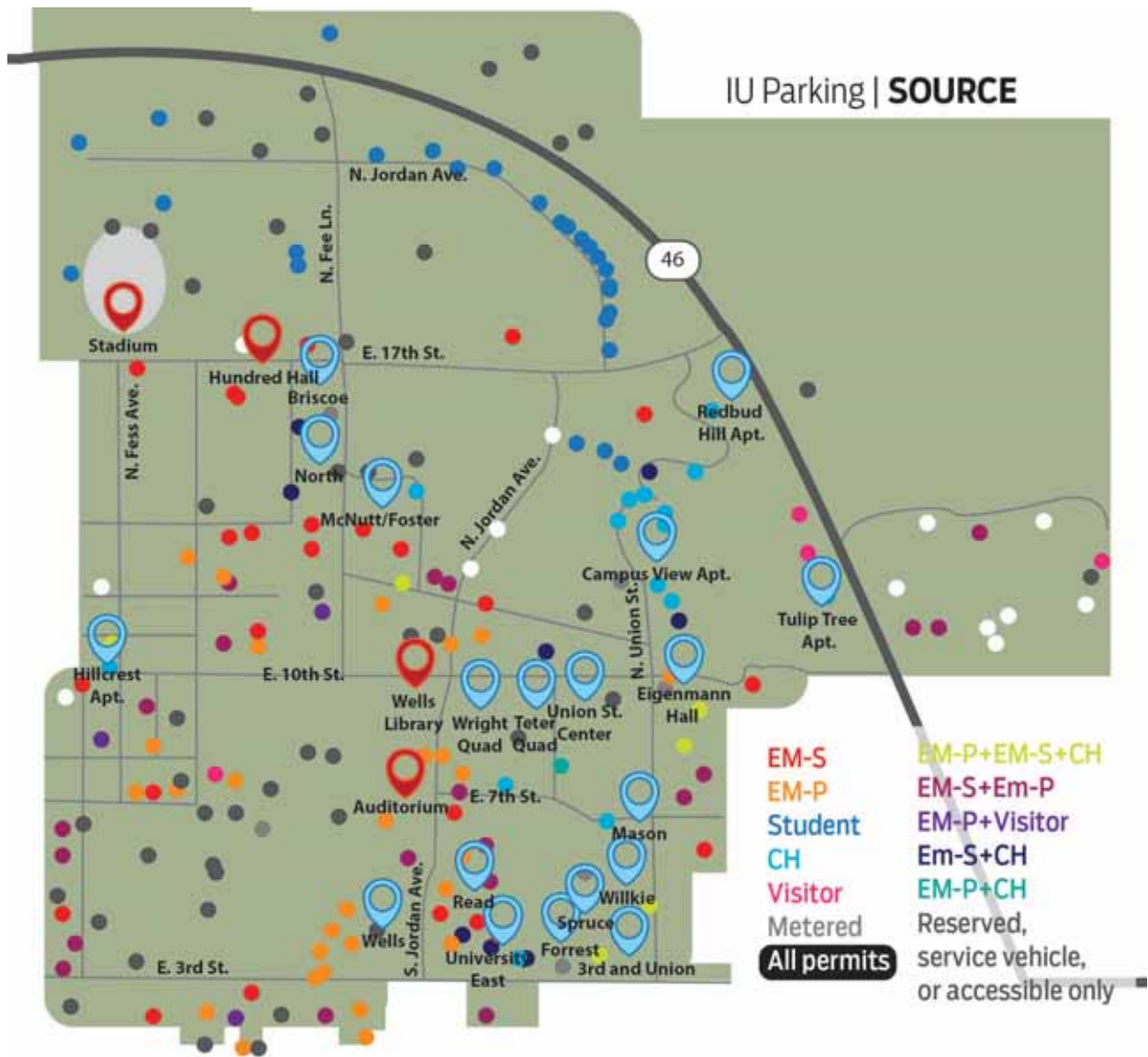
www.TheMonroeLiving.com

Which permit is right for you?

Graphics by Katy Szpak | krszpak@iu.edu



For more information and parking permit rates, visit parking.indiana.edu



LIMITED AVAILABILITY!

THE FIELDS

Luxury Student Living

- ✓ Private bedroom and bathrooms
- ✓ Furnished units
- ✓ Roommate matching
- ✓ Located on the 3 & 9 bus lines leading directly to IU's campus

AMENITY HIGHLIGHTS

- Beautiful clubroom with double-sided fireplace and Wisconsin granite hearth, and two full-length walls of Palladian windows
- Fully equipped kitchen for resident use
- Karaoke Room with 65" TV and surround sound
- Cyber lounge with computers, printer, scanner and copier
- Game Room with table games, Xbox, and Playstation
- 4 private study rooms
- Pets welcome*
- Dog grooming tables and wash room
- Off-leash dog park with agility equipment
- Multi-recreation sport court
- Premier event facility for weddings and private parties
- Professional on-site management
- 24 hour emergency maintenance
- Lap pool with sunning deck and grill station
- Fitness On Demand Room
- Resort style swimming pool with waterfall island and grill station



- Spacious 24-hour Fitness Center with cardio and weight-training equipment
- Fire pit
- Ten acre open park with stream fed water lily pond
- Jogging/walking trails and bike paths
- Multiple picnic areas
- Parcel acceptance and pick-up

TOUR VIRTUALLY OR IN PERSON

Schedule now!

thefields.com | 812-337-9000

Housing tour checklist

By Katy Szpak | krszpak@iu.edu

Touring a potential residence with the property owner or real estate agent is the most effective way to identify potential problems and request they be fixed before you become bound to your contract. If you're about to sign the dotted line – or just feeling out potential properties – be sure to take this checklist with you.

- 
- What are the lease options? How long is the lease?
 - Is subletting allowed?
 - How are bills and rent divided among roommates? Is the lease shared or individual?
 - Is it furnished or unfurnished?
 - What appliances are included?
 - How old are the appliances and wiring?
 - What is the pet policy?
 - Are utilities included in the rent price?
 - Is there parking, or will I have to park in the street? What is the cost of street parking?
 - Are there guest restrictions?
 - Are there any mold or mildew problems?
 - What is the maintenance policy?

Three steps to up your PB&J game

By **Bradley Hohulin**
bhohulin@iu.edu

I want to stress there is no wrong way to make a peanut butter sandwich. I'm not going to claim you have somehow been incorrectly spreading processed legume paste

across bread your whole life.

However, like with most foods, a little extra care can work wonders.

The subtle nuance of nut butter

The beauty of a PB&J lies in its simplicity. Plenty of foods benefit from gourmet recreations, but that isn't necessarily

the case with peanut butter.

Feel free to use single-ingredient peanut butter or even a different type of nut butter entirely, but it's hard to beat the effortless spreading of the partially hydrogenated, factory-jarred varieties.

No matter what you choose, you're looking at about 200 calories for a single heaping spoonful, so perhaps now isn't the time to seek out the healthy alternative.

purple protoplasm that is grape jelly will be nothing more than a sticky, squeezable memory.

Finding a bread for your spread

The tiniest but arguably most crucial step anyone can take in their PB&J assembly is toasting the bread. This guarantees structural integrity and helps counteract all the sugary, fatty tooth cement you slather on top of it.

While we're on the topic of grains, who said you had to use bread?

I implore you to shake loose the shackles of culinary tradition. Naan and pita are not only remarkably flavorful, but so light and airy that you can effectively double your filling to dough ratio.

Just try enveloping peanut butter and whatever other topping in a small, warm flour tortilla. It's like a Smucker's Un-crustables that you don't have to feel ashamed about eating as a 20-something grown adult.

PHOTO BY KATHARINE KHAMHAENGWONG | IDS

What's your jam?

Only by experimenting will you discover your peanut butter soul mate. Mine is a fairly ripe sliced banana, but you may fall in love with a drizzle of honey, apricot preserves or a tangy pepper jelly.

A well-stocked fridge to a curious mind is a match to kerosene.

Before you know it, you're simmering al dente hunks of an anjou pear in a skillet with browned butter and cinnamon to create the homemade jam of your sweetest dreams. The



Elkins Apartments offers so many options, it's a shame you can only pick one.

Elkins Apartments

1-5 bedroom apartments, homes & townhomes, located all over town & campus.

Office at corner of 14th & Walnut
(812) 339-2859 • elkinsapartments.com

We also lease vacation homes in Gulf Shores, Alabama! Call us or visit BamaBeachHouses.com

Woodbridge APARTMENTS

1 & 2 Bedroom Apartments & 2 & 3 Bedroom Townhomes

- NEWLY UPDATED INTERIORS
- Utility Bundling Available
- Quick trip to campus on the 6 Bus Line

CALL TODAY TO LEARN MORE!
812.291.1995

WoodbridgeApt.com

Money Management Tips

Words by Izzy Myszak | imyszak@iu.edu
Graphic by Jaleesa Elliott | elliottje@iu.edu



Log your spending

Whether you do it on paper, on an Excel sheet or through an app, keep track of your spending. Doing this will help you know how much money you have.



Avoid late fees

Putting off paying a bill in the moment may feel great, but doing so will just add more stress and late fees down the road.



Cut down on subscription services

Subscription services can add up quickly. Evaluate what you really need and cancel the rest. You may be shocked how much money you can save every month when cutting back on subscription services.



Plan for the unexpected

Plan to put a certain amount of your paycheck in savings to build up an emergency fund. You never know when your car may break down and you need that money.



Evaluate needs and wants

Buying a \$7 cup of coffee everyday adds up. Making coffee at home can save lots of money every month. Know what you need and know what you want to help cut back on spending.

NEWS FOR YOU, BY YOU & ABOUT YOU.

For all things student life,
visit idsnews.com.

IDS





Sisters share strategies for room decoration

By Hugh Pebworth
 hpebwort@iu.edu | @hugh_pebworth

Getting a new apartment or house is exciting, but it takes more than just moving in to make it your home. Decorating a new place is a great way to make empty walls and spaces feel more homey.

Luckily, transforming a new living place can be done on a budget and by yourself. DIY decorations can be as simple as putting up some photographs on a wall or some paint on a canvas.

IU sophomores and twin sisters Gracie and Sammie Farrall are media advertising majors who said their first step in decorating was to cover their white walls because they found them boring.

After agreeing on a pink theme, they found pictures on Pinterest of brands, magazine covers and slogans they both liked. They printed them out and used glue dots to create a collage on the wall.

They recommended printing pictures from a website

like Shutterfly, which costs roughly \$30 for 200 photos, and glue dots that can be found online for about \$10.

With one wall complete, they began to set out the rest of their decorations. Sammie enjoys painting so, they bought a few small canvases from Michaels and started painting.

“Our creativity comes out in different ways. Sammie is more painting but I am more photography-based,” said Gracie.

Beyond painting and collages, they said tapestries are another great option to help decorate a wall.

“A strong idea for themes is starting with a color palette,” Gracie said. “Just pick a few colors you think look good together.”

Whether you have a passion for arts and crafts or you are just looking to make your place a bit brighter, a DIY project is a great way to decorate easily and inexpensively.

How to care for your houseplant

By RJ Crawford

rjcrawfo@iu.edu

Feelings of loneliness and boredom may plague your days during the COVID-19 pandemic. Seeing the same four walls and following the same routine can be exhausting. One thing that can add some sunshine and excitement to your life is a houseplant.

According to Treehugger, a site dedicated to the environmentally conscious, houseplants should be seen as a necessity because of the health benefits they offer, including: assisting in breathing, helping deter illness, cleansing the surrounding air, boosting the healing process and helping you concentrate on work.

According to Texas A&M Extension, tasks performed under the calming influence of nature are performed at a higher quality and with greater accuracy, giving you better results.

When considering whether to purchase a houseplant, first you should consider how much care the plant will need. To assist you through this journey, here are some tips on how to care for your leafy friend.

Pick a plant based on you

There are many options of houseplants out there. Your job is to determine which one fits your lifestyle. Some plants require more work than others. Amounts of water, sunlight and grooming can vary based on the plant. When purchasing one, there are usually tags on them that describe the plant and what they require.

Learn when to water

Most plant pots come with drainage holes. These holes release excess water in the pot. If



ILLUSTRATION BY DONYA COLLINS

your drainage hole is overflowing then you may be overwatering your plant.

For a list of 10 types of houseplants, visit bhg.com.au/indoor-plants-best-house-plants

In order to tell if your plant is thirsty, you should touch the soil. According to NBC, if your soil is too wet and smells then you have over watered. If your soil is bone dry, your plant needs some water.

NBC also suggests not going more than two weeks without watering your plant. It is important to watch how your plant responds to each season. Some seasons such as summer and spring make plants thirst-

ier than others. Plants require less water in the fall and winter.

When a plant's leaves start to droop, that means that it may need more water, according to Britannica.

Talk to your plant and watch it grow

Although it sounds silly, talking to your plant can help it grow. Plants respond to low levels of vibrations rather than what you say.

Mild vibrations promote plant growth while harsher vibrations do the opposite. These mild vibrations can improve communication and photosynthesis within the plant. According to the Guardian, plants react favourably to

low levels of vibrations, around 115-250hz being ideal.

If you are looking to purchase a houseplant, make sure you do your research first. Plants need tender love and care just like other living things.

Give it space and sunlight

Depending on the species of your plant, it may require more space and sunlight than your average plant. Space allows your plant to grow and get a decent amount of airflow and sunlight in your home. Some plants require more sunlight than others, so you shouldn't place your plant under a table or in the closet. You have to understand your plant and what it needs to grow.

Decorate with these TikTok trends

By Kevin Chrisco
kmchris@iu.edu

TikTok is composed of more than just dance videos and comedy skits. TikToks can offer DIY trends that can help you decorate your space. From photo walls to canvas art, there's a myriad of ways to keep your room looking fresh and exciting. Here are some of the best trends from TikTok that can help you elevate your room this year:

Wall art

Buying wall art can be pretty expensive, so you can just make your own. A lot of craft stores sell canvas prints that can be painted over. Just get some paints and create your very own piece of art.

Vines

Wall vines have been big on



PHOTO BY ABBY CARMICHAEL | IDS
Vines, photos and wall art are used to decorate a bedroom. TikTok has become a popular source for decoration inspiration.

TikTok for a while now. They add some color to your space and can give you a different background for Zoom calls or photos. In a time when you can't get out of the house as much as you'd like, it's nice to bring a little bit of

nature indoors. Plus, these vines are cheap, with a 12-pack of vines going for \$13 on Amazon.

Bed in the closet

Maybe things are feeling stale. You're in a rut, unsure of

what direction to take in life. Here's some simple advice: Put your bed in your closet. This trend is a little weird, but it looks like it could be a lot of fun. Sometimes rearranging furniture can help you open up space and provide a new perspective.

The photo wall

This trend is super quick and fun. All you really need is glue, beads, string and photos of you and your friends. Just string some beads up and glue polaroids of your pals on your wall. This trend is versatile, too, with several different ways to create a photo wall. You can be as minimalist or as lavish as you'd like. It's a fun way to add some personality to your room and remind you of all the wonderful people in your life.

ATWATER EYE CARE CENTER YOUR HOME FOR EYE CARE!

- Convenient location, free parking
- Evening and weekend hours
- 24 hour emergency care
- Outside prescriptions accepted
- Large contact lens inventory
- Eye exams + contact lens care
- Bursar billing
- Most insurances accepted
- Huge frame selection
- 10% student discount on glasses
- Free frame repairs
- Open to the public



744 E. Third St.
812-855-8436
optometry.iu.edu/clinics

Ψ OPTOMETRY

3 OR 5 Bedrooms

New TownHomes
Convenient to Campus.
Away from the Crowds.

Luxury Villas next to
IU Memorial Stadium
and Assembly Hall.



CHERRY HILL

Call or text: **812/278-6028**





A student sits on their bed Feb. 7 in their apartment.

PHOTO BY KATHARINE KHAMHAENGWONG | IDS

Living safely with roommates

By Cameron Garber
garberc@iu.edu | @garber_cameron

Living with roommates is hard enough as it is. Sharing space, bills and chores can be taxing to even the closest of friends. As if that wasn't enough, a pandemic forcing everyone inside can cause tensions to increase even more. However, there are ways to prevent the spread of COVID-19 even between roommates.

First, if there was possible exposure, the roommate has to decide if they need to quarantine or isolate.

Quarantining is for people who've been exposed to the

coronavirus but haven't tested positive. Quarantines end when either an individual has no symptoms after 10 days or if the person tests negative for the virus after seven days. The Centers for Disease Control and Prevention recommends quarantining to people who've been in close contact with individuals who tested positive for COVID-19.

People who are quarantining should:

- Stay home and not go out in public
- Check their temperature twice a day
- Avoid contact with oth-

ers, especially sick or immunocompromised individuals

According to the CDC, close contact includes being within 6 feet of someone for more than 15 minutes, physical contact, sharing utensils and coming into contact with respiratory droplets, such as coughs and sneezes.

If an individual tested positive for COVID-19, the CDC recommends undergoing isolation. Isolation is a more intense version of quarantine, and involves completely avoiding contact with others, including roommates and family members.

People who are isolating should:

- Stay in a personal room and clean periodically
- Stay in contact virtually with others — physically isolating does not mean socially isolating
- Keep to one bathroom and clean periodically
- Avoid pets and service animals
- Stay isolated until at least 10 days after the symptoms first appeared, 24 hours after the last recorded fever and the improvement of other symptoms

Subleasing as an IU student or staff member

By Laura Gerber

laurgerb@iu.edu | @lauragerber00

Subleasing is a popular option for IU students and staff members, but navigating leases and finding sublessees can be challenging.

Property management companies have a variety of subleasing policies for residents who want to sublet their apartments and houses.

Taran Davies is an employee with Varsity Properties.

“Technically, in the lease, it says we don’t sublease,” Davies said. “But there is a work-around.”

Varsity Properties doesn’t advertise that they allow subleasing. If a resident needs to break their lease and they find a replacement for themselves, Varsity Properties will modify the lease with the new resident’s name, Davies said.

There isn’t a modification

fee, Davies said.

“It’s just a one-page document that is pretty fast to type up as long as all the roommates agree on it.”

It’s important to note that if a resident subleases their apartment, they are often liable if their subtenant doesn’t pay, according to the Division of Student Services. The Division of Student Services provides free lease analyses to IU students.

“Look in your friend group first,” Davies said of finding a subletter. “Someone that’s known is always better.”

Other rental companies, like Cedarview Management, allow subleasing without a work-around.

“It’s actually part of the lease they signed that we would help them get the word out if they want to sublease their apartment,” Brandis Ayres, an employee at Cedarview Manage-

ment, said.

Residents subleasing an apartment still have to pay the additional apartment fees, such as electricity and water. Individuals who want to sublease with Cedarview Management also have to pay a \$400 security deposit, Ayres said.

“There are always fees,” Ayres said. “They (current residents) can use them as negotiating tools for whoever is going to take their apartment.”

Students looking for houses and apartments to sublease have many resources available, including some at IU.

IU-affiliated websites for finding properties to sublease include IU Classified, IU Housing, Sublets & Roommates Facebook group, IU student Facebook groups and the Schools App.

Graduate students and faculty can also find subleases through the Office of the Vice

Provost for Faculty & Academic Affairs.

Allison Schnable is an assistant professor with the Paul H. O’Neill School of Public and Environmental Affairs. She is using the Office of the Vice Provost for Faculty & Academic Affairs to look for someone to sublease her house for the fall 2021 semester.

“I’m looking for someone that basically covers the expenses if I were there,” Schnable said.

Schnable hasn’t advertised her apartment on other websites yet but said she plans to soon.

“It’s a property I really prefer to rent out to faculty, visitors or graduate students,” Schnable said. “It’s not an appropriate property for undergraduates.”

Students and faculty can also use housing websites unaffiliated with IU, such as sublet.com and craigslist.



Two keys sit on a table.

PHOTO BY IZZY MYSZAK | IDS





Fun night-in activities to do with roommates

Photos by Izzy Myszak
 imyszak@iu.edu | @MyszakIzzy

1. Go to Target, get a notebook and some fun pens and sit down with your roommates to journal. This can be used as a relaxing way to end your day with friends.
2. Baking can be a fun and delicious way to spend a night-in with your roommates.
3. A little tie-dye DIY can liven up a night-in. Grab, an old white shirt and tap into your creative side.
4. Think about what you want and where you want to be in the future to create an inspiring mood board to hang up in your room.
5. A game of cards can bring out your competitive side with your roommates. With one deck of cards, you can have hours of fun with the endless game possibilities.

Get news headlines sent to your inbox.



SUBSCRIBE!

Subscribe for free at idsnews.com/subscribe



ILLUSTRATION BY DONYÁ COLLINS | IDS

Tips to make candles last longer

By Rama Sardar
rasardar@iu.edu

If you want to incorporate a classy decoration into your home or apartment, candles are a wonderful and cost effective way to do so. Candles add a peaceful ambience in the room they are placed in and provide a soothing atmosphere through an aroma of your choice.

Scented candles, especially those made out of beeswax, are known for their incredible healing properties and their ability to place the mind at ease when using a calming, consistent smell. College can be stressful, so using candles can help provide some sense of a relaxing environment. Despite their immense popularity, candle users are often unable to maintain their candles to their fullest ca-

capacity. Here are some tips on how not to waste a candle and maintain them for long periods of time.

Avoid memory rings

The first time you burn a candle is the most important. If a candle is not burned long enough for the wax to reach the edges of the container, the candle will develop a memory ring and burn only up until the same point each time. The wax that is remaining on the insides of the container will go to waste, even though it may be worth many hours of burn time.

To avoid this, keep the candle lit until the pool of wax reaches the edges of the container. This will allow the candle to burn evenly without tunneling, which occurs when only the center of the wax around

the wick melts down, wasting precious wax.

Save unused wax

Don't you hate it when there's no more wick to burn on a candle but there is still wax left at the bottom of the container? Instead of throwing away the excess wax, use this trick.

First, fill up the rest of the candle container with water to measure how much water is needed. Once the candle container is filled with water, make sure you have a microwave-safe bowl for the water and put it in the microwave for about two minutes. After the two minutes are up, put the hot water back into the container. When the wax is done heating up from the water, the bottom of the container will start to bubble and the wax will slowly rise to the top and you can take it out of the

container in one piece. Break the wax into smaller pieces and melt the pieces using a wax or candle warmer. You can put the wax into a smaller candle container to use or combine it with wax from another candle.

Freeze your candles

If you would like your candles to last longer, you should freeze them. Yes, you read that correctly. Placing your candle in the fridge or freezer for a few hours allows the wax to harden. This in turn will take more time for the flame to melt the wax. Depending on how thick the wax on your candles are, put them in the fridge for a day or two or put them in the freezer for a few hours. Make sure to test out one candle in your fridge or freezer to make sure that your candles will not crack when frozen.

Get rid of stains

Words by Izzy Myszak | imyszak@iu.edu
 Graphic by Alexandra Sulewski | asulewsk@iu.edu

Moving out and going to college can be daunting and stressful. This means you will have to do your own laundry and get out those pesky stains. Here is a how-to guide to different everyday stains.

Grease, oil and lipstick

Start by rubbing baking soda and water into the stain and then rinse with cold water. If the stain is still there, rub with vinegar and scrub the stain with dish soap then rinse with cold water.

Ink and paint

There are multiple ways to wash out ink and paint from clothes. You should choose only one of these methods.

1. Rub with dishwashing liquid.
2. Rub stain with acetone or nail polish remover.
3. Rub stain with hair-spray.

Blood

Rinse with cold water and then clean the item in one cup of baking soda and one cup of hydrogen peroxide.

Coffee, tea, soft drinks and wine

Start by soaking the stain in vinegar and then scrub with a paste made out of baking soda and water. After, rinse with cold water.

Mud

To loosen the stain, presoak the item in warm water mixed with detergent. If this does not completely remove the stain wash it with white vinegar or hydrogen peroxide as necessary.

Food

Soak the stain in a mixture of dish soap and water.

Grass

Rub the stain with one part dishwasher soap and two parts hydrogen peroxide then rinse the stain in cold water.



PHOTO ILLUSTRATION BY SAM HOUSE | IDS



Night-in cookie recipe

Brown sugar chocolate cookies with peanut butter frosting

By Izzy Myszak | imyszak@iu.edu

Ingredients

Cookies:

1/2 cup unsalted butter
 3/4 cup brown sugar
 1 large egg
 1 tsp vanilla extract
 1 & 1/2 cup of flour
 1/2 cup of cocoa powder
 1 tsp of cornstarch
 3/4 tsp of baking soda
 1/8 tsp of salt

Frosting:

1 cup unsalted butter
 3/4 cup peanut butter
 3 cups powdered sugar
 2-4 tbsp of milk or cream
 1 tsp vanilla extract
 1/4 tsp of salt

Cookies:

1. Start by combining the butter and sugar until the mixture is light and fluffy.

2. Add the egg and vanilla and mix for a couple of minutes.

3. Scrape the side of the bowl and add in the remaining ingredients. Mix until completely combined.

4. Cover the dough and refrigerate for 45 minutes to an hour.

5. Preheat oven to 350 degrees Fahrenheit.

6. Scoop dough onto a cookie sheet. Place dough balls roughly 2 inches apart.

7. Bake for 8 minutes. The dough will look matte when its done. Be careful not to over-bake —they will firm as they cool

8. Once the cookies are done place them on a cooling rack and let them firm.

Frosting:

1. Start by beating the butter until it is fluffy.

2. Mix in the peanut butter.

3. Add in 2 cups of the powdered sugar, the vanilla extract, and salt. Mix until completely combined.

4. Beat in the remaining powdered sugar 1/2 cup at a time.

5. Add in milk or cream until you reach your desired consistency.



*Leave the
Magic to Us!*



Reaching a 40,000+ audience isn't magic, just great advertising.

Email advertise@idsnews.com to purchase advertising space.



IZZY MYSAK | IDS

A student reaches her hand into a bowl of popcorn while watching TV with friends.

The best shows for roommate bonding

By Kevin Chrisco

kmchrisc@iu.edu

Bonding with roommates is important. Relationships must remain amicable. You don't want to spend months tiptoeing past closed doors, praying that your roommate stays locked inside. You want to enjoy your time, not be anchored by anxiety inside your own home.

So watch some TV together. It's one of the best ways to bond with your roommates. Here's a list of shows that will bring you

together:

"The Bachelor"

Reality television is the perfect genre for bringing people together. Nothing creates solidarity like a toxic villain that's there for all the wrong reasons. Since "The Bachelor" air weekly, it will give your household something to look forward to.

"New Girl"

"New Girl" is one of the best of the modern sitcoms. It's hilarious, has a lot of heart and is packed

with a ton of lovable characters. Plus, it's bingeable. All seven seasons are on Netflix now. It's a great feel-good show that'll bring happiness to your home.

"Fate: The Winx Saga"

I told my roommate to watch this show as a joke and he told me the next morning that he binged it all that night. He said it was pretty good. The show seems to fall into that classic teen drama genre that is so easy to digest. Plus, there are only six episodes, so the show will go by quickly.

"Zoey 101"

Who doesn't love "Zoey 101?" It's the supreme Nickelodeon TV show. Watching it fills me with an indescribable joy. It's fun to watch and remember where you were as a kid watching the episodes for the first time. The plot still holds up, too. A lot of the storylines are just as good as they were when you first watched them, and the show is still genuinely funny. "Zoey 101" is available on CBS All-Access, so just get that free trial and get to bingeing.

Stay in the loop!

FIND & SUBMIT EVENTS
IDSNEWS.COM/EVENTS



IDS Housing Rental Guide

YOUR RESOURCE TO BLOOMINGTON RENTALS

A=Apartment S=Studio T=Townhouse

H=House D=Duplex C=Condo

★=All ☆=Some

F=Furnished U=Unfurnished

B=Both Furnished and Unfurnished

Pg	Property/Unit	Address/Phone	Unit Type	Price Range	Number of Bedrooms	Number of Baths	Lease Options	Furnished/Unfurnished	Utilities Included					Options					Amenities				
									Electricity	Water	Cable	Internet	Trash	Gas	Washer/Dryer	Dishwasher	IU Campus Bus	Bloomington Transit	Private Shuttle	Pets	Shared Laundry Facility	Fitness Center	Pool
Back Cover	Campus Apartments <i>livebythestadium.com</i>	2015 N. Dunn St. 812-334-0333	A	\$500-675	1	1	Short Term 10 mo. 12 mo.	U	★			★				★	★	★	☆				
Inside Front Cover	Cape Dutch Villas <i>capedutchvillas.com</i>	3401 S. Constance Ave. 812-650-4200	T	\$2135-2365	2-3	2,5	12 mo.	U				★		★	★		★						★
Back Cover	Cedar Creek <i>livebythestadium.com</i>	2015 N. Dunn St. 812-334-0333	A	\$410-650	2-5	1-3.5	Short Term 10 mo. 12 mo.	F			★	★	★				☆				☆	★	
19	Cherry Hill Townhomes	419 E. 16th St. 812-278-6028	D	\$3250-3750	5	4.5	12 mo.	U	★			★		★	★	★		★					★
Back Cover	College Park <i>livebythestadium.com</i>	2015 N. Dunn St. 812-334-0333	A	\$575-605	2	2.5	12 mo.	U				★		★	★	★		★					★
Inside Front Cover	Covenanter Hill Neighborhood District <i>CovenanterHill.com</i>	3101 E. Covenanter Drive 812-323-8021	A,T	\$835-2180	1,2,4	1-3.5	12 mo.	U	☆	☆		☆	★	★		★						★	★
Back Cover	Dunn Residences <i>livebythestadium.com</i>	2015 N. Dunn St. 812-334-0333	A	\$625-850	1	1	Short Term 10 mo. 12 mo.	U	★		★	★			★	★		★	☆				★
13	Elkins Apartments <i>ElkinsApartments.com</i>	Various Locations 812-339-2859	A	\$585-4040	1-5	1-5.5	12 mo.	U	☆	☆			☆		★	☆	☆	☆		☆	☆		★
13	Elkins Apartments <i>ElkinsApartments.com</i>	Various Locations 812-339-2859	H	\$1800-3100	3-5	1-5.5	12 mo.	U	☆	☆			☆	☆	★	☆	☆	☆		★			☆
11	The Fields <i>TheFields.com</i>	1333 Fenbrook Lane 812-337-9000	A,H	TBA	1-4	1-2	12 mo.	B	★		★	★		★	★	★		★		★	★	★	★
Inside Front Cover	HighGrove <i>highgrovebloomington.com</i>	3809 S. Sare Rd. 812-333-2280	A	\$1160-1820	1-2	1-2	12 mo.	U	★			★		★	★		★						★
Inside Front Cover	Huntington Gardens <i>renaissancerentals.com</i>	1800 S. Huntington Gardens Pl. 812-323-8021	A	\$770-815	1	1	12 mo.	U				★		☆		★			★				★
7	Knights Landing Apartments <i>platoscourt.com</i>	2036 N. Walnut St. 812-334-2898	A,S	\$500-800	1-3	1-2	12 mo.	B	★		★	★	★	☆	☆	★	★		★	★	★	★	★
Inside Front Cover	MeadowCreek Neighborhood <i>MeadowCreekNeighborhood.com</i>	3321 S. Cheekwood Ln. 812-333-2280	A,T,H	\$1009-1980	1-3	1-2.5	12 mo.	U				★		★	★		★					★	★
9	The Monroe <i>TheMonroeLiving.com</i>	1150 Clarizz Blvd. 812-323-1300	A	TBA	2,4	2	10 mo. 12 mo.	F	☆	★	★	★	★	★	★		☆		☆			★	★
5	Olympus 110 Roosevelt <i>olyprop.com</i>	110 N. Roosevelt St. 812-334-8200	H	\$790	3	3.5	12 mo.	U	★						★	★		★		☆			★
5	Olympus 111 N. Dunn <i>olyprop.com</i>	111 N. Dunn St. 812-334-8200	H	\$980	6	4.5	12 mo.	U							★	★		★		☆			★
5	Olympus 116 N. Roosevelt <i>olyprop.com</i>	116 N. Roosevelt St. 812-334-8200	H	\$515	2	1	12 mo.	U							★			★		☆			★
5	Olympus 207 S. Clark <i>olyprop.com</i>	207 S. Clark St. 812-334-8200	H	\$850	1	1	12 mo.	U							★	★		★		☆			★
5	Olympus 208 S. Hillsdale <i>olyprop.com</i>	208 S. Hillsdale Ct. 812-334-8200	H	\$560	3	2	12 mo.	U							★	★		★		☆			★
5	Olympus 213 S. Clark <i>olyprop.com</i>	213 S. Clark St. 812-334-8200	H	\$595	2	1	12 mo.	U							★			★		☆			★
5	Olympus 214 S. Hillsdale <i>olyprop.com</i>	214 S. Hillsdale Ct. 812-334-8200	H	\$515	3	1	12 mo.	U							★	★		★		☆			★
5	Olympus 217 S. Clark <i>olyprop.com</i>	217 S. Clark St. 812-334-8200	H	\$595	2	1	12 mo.	U							★			★		☆			★
5	Olympus 218 S. Clark <i>olyprop.com</i>	218 S. Clark St. 812-334-8200	H	\$665	1	1	12 mo.	U							★			★		☆			★
5	Olympus 218 S. Hillsdale <i>olyprop.com</i>	218 S. Hillsdale Ct. 812-334-8200	H	\$560	3	2	12 mo.	U							★	★		★		☆			★
5	Olympus 321 S. Jordan Ave. <i>olyprop.com</i>	321 S. Jordan Ave. 812-334-8200	H	\$755	5	2	12 mo.	U							★	★	★	★		☆			★
5	Olympus 323 S. Jordan Ave. <i>olyprop.com</i>	323 S. Jordan Ave. 812-334-8200	H	\$755	4	1.5	12 mo.	U							★	★	★	★		☆			★

IDS Housing Rental Guide

YOUR RESOURCE TO BLOOMINGTON RENTALS

A=Apartment S=Studio T=Townhouse

H=House D=Duplex C=Condo

★=All ☆=Some

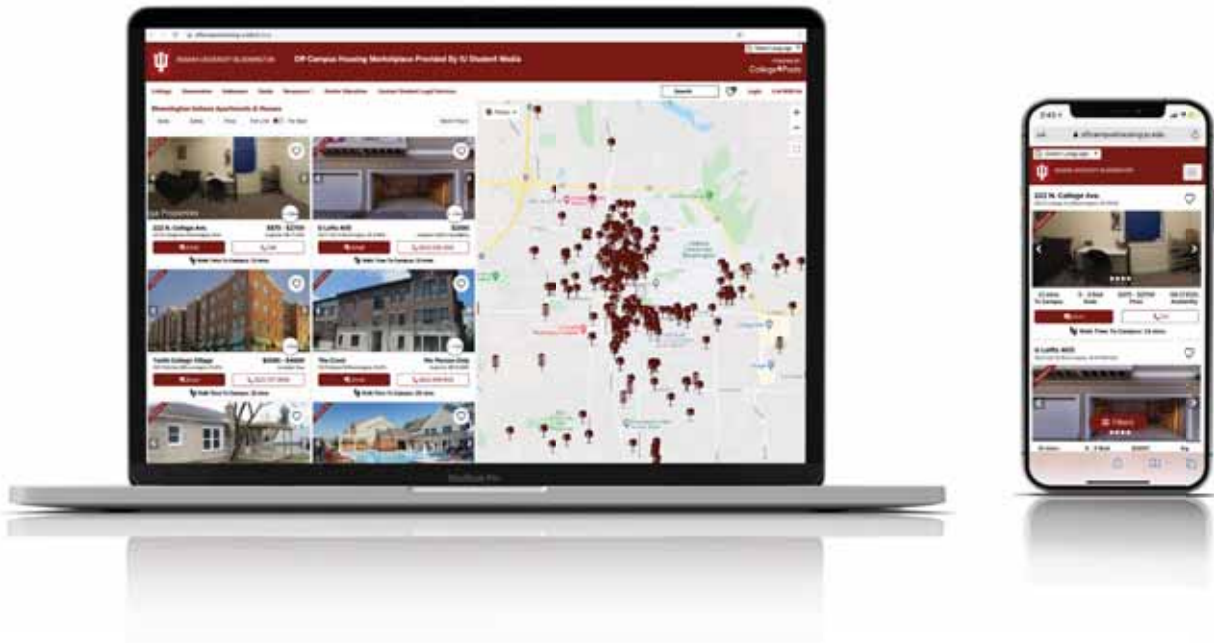
F=Furnished U=Unfurnished

B=Both Furnished and Unfurnished

Pg	Property/Unit	Address/Phone	Unit Type	Price Range	Number of Bedrooms	Number of Baths	Lease Options	Furnished/Unfurnished	Utilities Included					Options					Amenities				
									Electricity	Water	Cable	Internet	Trash	Gas	Washer/Dryer	Dishwasher	IU Campus Bus	Bloomington Transit	Private Shuttle	Pets	Shared Laundry Facility	Fitness Center	Pool
5	Olympus 335 S. Jordan Ave. <i>olyprop.com</i>	335 S. Jordan Ave. 812-334-8200	H	\$720	3	1.5	12 mo.	U							★	★	★	★	☆				★
5	Olympus 405 E. 20th St. <i>olyprop.com</i>	405 E. 20th St. 812-334-8200	H	\$625	5	2	12 mo.	U							★	★		★	☆				★
5	Olympus 412 N. Roosevelt St. <i>olyprop.com</i>	412 N. Roosevelt St. 812-334-8200	H	\$515	2	1	12 mo.	U							★			★	☆				★
5	Olympus 414 N. Grant <i>olyprop.com</i>	414 N. Grant St. 812-334-8200	H	\$755	4	2	12 mo.	U							★	★		★	☆				★
5	Olympus 417 E. Hillside <i>olyprop.com</i>	417 E. Hillside Drive 812-334-8200	H	\$480	3	2	12 mo.	U							★			★	☆				★
5	Olympus 419 & 421 E. 20th St. <i>olyprop.com</i>	419 & 421 E. 20th St. 812-334-8200	D	\$630-650	5	2-3	12 mo.	U					★		★	★			☆				★
5	Olympus 817 W. 11th St. <i>olyprop.com</i>	817 W. 11th St. 812-334-8200	H	\$505	3	2	12 mo.	U							★	★		★	☆				★
5	Olympus 2401 E. Third St. <i>olyprop.com</i>	2401 E. Third St. 812-334-8200	H	\$515	3	2	12 mo.	U							★	★		★	☆				★
5	Olympus 2612 Edward Row <i>olyprop.com</i>	2612 Edward Row 812-334-8200	H	\$505	3	1	12 mo.	U							★	★		★	☆				★
5	Olympus 2615 E. Fifth St. <i>olyprop.com</i>	2615 E. Fifth St. 812-334-8200	H	\$505	3	1	12 mo.	U							★	★		★	☆				★
5	Olympus Allen Street <i>olyprop.com</i>	1403 W. Allen St. 812-334-8200	T	\$380-470	2-3	2-3	12 mo.	U							★	★		★	☆				★
5	Olympus Cantol Wax <i>olyprop.com</i>	211 N. Washington St. 812-334-8200	A	\$1000-1160	2	1	12 mo.	U	★		★	★			★	★		★	☆				
5	Olympus Clark Triplex <i>olyprop.com</i>	127 S. Clark St. 812-334-8200	D	\$650-720	1-2	1	12 mo.	U							★	★		★	☆				★
5	Olympus Fairview Terrace <i>olyprop.com</i>	615 W. 15th St. 812-334-8200	A	\$555	1	1	12 mo.	U	★			★						★	☆				★
5	Olympus Gentry Building <i>olyprop.com</i>	113 Gentry St. 812-334-8200	A	\$580-1070	1,2,4	1	12 mo.	U	★		★	★			★	★		★	☆				
5	Olympus Grant Bungalow <i>olyprop.com</i>	211 N. Grant St. 812-334-8200	D	\$1085	1	1	12 mo.	U	★	★				★	★			★	☆				★
5	Olympus Madison <i>olyprop.com</i>	1301 S. Madison St. 812-334-8200	T	\$340	3	2.5	12 mo.	U							★	★		★	☆				★
5	Olympus Mainway <i>olyprop.com</i>	1017.5 S. Walnut 812-334-8200	H	\$420	1	1	12 mo.	U										★	☆				
5	Olympus The Mercury <i>olyprop.com</i>	212 N. Morton St. 812-334-8200	A,S	\$665-1230	S,1-3	1-2.5	12 mo.	U	★		★	★			★	★		★	☆				★
5	Olympus Moonburn on Morton <i>olyprop.com</i>	526 N. Morton St. 812-334-8200	A	\$1010-1520	S,1	1	12 mo.	U	★		★	★			★	★			☆	★			☆
5	Olympus The Office <i>olyprop.com</i>	205 N. Washington St. 812-334-8200	A	\$950	4	4	12 mo.	U	★		★	★			★	★		★					
5	Olympus Park North <i>olyprop.com</i>	2620 N. Walnut St. 812-334-8200	S	\$550	S	1	Short term 9 mo. 12 mo.	U	★	★		★	★	★					☆	★			★
5	Olympus Redmen Building <i>olyprop.com</i>	116 N. Walnut St. 812-334-8200	A	\$605-865	S,1-3	1	12 mo.	U	★		★	★			★	★		★					
5	Olympus Rogers Building <i>olyprop.com</i>	110.5 E. Sixth St. 812-334-8200	A	\$710-910	1-2	1	12 mo.	U	★		★	★			★	★		★	☆				
5	Olympus Rogers St. <i>olyprop.com</i>	1405 S. Rogers 812-334-8200	A	\$520-590	1	1	12 mo.	U	★									★	☆				★
5	Olympus Rosebowl Apts. <i>olyprop.com</i>	415 S. Dunn St. 812-334-8200	A	\$695	1	1	12 mo.	U	★			★					★	★	☆				★
5	Olympus Sassafras Apts. <i>olyprop.com</i>	515 E. 10th St. 812-334-8200	A	\$695	1	1	12 mo.	U	★			★					★	★	☆	★			★

Indiana Daily Student Presents New Off-Campus Housing Platform

Find a Place You'll Love Near IU-Bloomington



- ✓ Mobile Responsive
- ✓ Per-Person/Per Unit Pricing
- ✓ Roommate & Sublease Posting
- ✓ Walk Times
- ✓ Video Tours
- ✓ College Pads App
- ✓ Renter Education Resources
- ✓ Easily Contact Landlords

offcampushousing.iu.edu

Powered by:

College  Pads

VARSITY PROPERTIES



Cedar Creek



Touchdown Terrace



University Manors



Stadium Crossing



Varsity Court



University Village

No security deposits, pet friendly locations, free parking,
trash removal and internet (some locations).

LiveByTheStadium.com